



SERIES 34 ALUMINIUM TRUCK SHUTTERS

"ROBINSON" SHUTTERS - ENGINEERED EXCELLENCE



Our Series 34 aluminium truck shutter creates a superior heavy duty shutter which is exceptionally easy to operate and represents the most advanced of designs.

APPLICATIONS

Specified Australia-wide for State Emergency Service vehicles, fire fighting vehicles, and other applications where strength and weather resistance is required. Top, bottom and side seals and an unique lift bar fitted to the bottom rail are usually standard requirements.

Call 1800 465 599 or visit www.miragedoors.com.au

A MEMBER OF THE



RECOMMENDED SPECIFICATIONS

Series 34 Aluminium Truck Shutter, as manufactured by Mirage Doors. Product Code AE/ROB/34.

STANDARD CURTAIN

Made of double skin aluminium extruded slats. Each slat has a flat face of 34mm and each skin is 1.2mm thick. In between each slat is a nylon / P.V.C. co-extrusion which is inserted so as to create a weather seal and to eliminate rattling. Both ends of every aluminium slat are fitted with a solid interlocking nylon clip that secures slats laterally and takes up wear. When assembled these slats create a modern flat surface perfect for sign writing.

SIZES

A single door is available to suit an opening up to 2.0 metres high by 1.9 metres wide.

LOCKING OPTIONS

- Flush fitting key lock hasp staple;
- "T" Handle - Key locking or non-locking;
- Lift Bar Rail - Incorporating flush key locking or non-locking;
- Sliding shoot bolts.

ROLLER DRUM

The drum is manufactured from 100mm diameter extruded aluminium tube, solid nylon end caps and a solid steel shaft. Helical oil tempered springs are completely concealed and supplied pre-tensioned for fast installation.

SEAL OPTIONS

Small Top Seal - Anodised aluminium extrusion incorporating a 13mm brush seal.

Heavy Duty Top Seal - Anodised aluminium "J" gutter extrusion incorporating a 30mm brush seal.

Side Seal - Aluminium extrusion incorporating a rubber side seal.

BRACKET OPTIONS

All bracket styles have the channel guide pre-fixed for smooth operation and ease of installation.

Fixed Position Front Roll Bracket - The most basic and simple design. The top slat is bolted directly to the drum.

Pennant Plate Front Roll Bracket - The drum slides in the bracket to provide minimum clearance from the header plate at all times. The top slat is bolted directly to the drum.

Minimum Radius Front Roll Bracket - Designed to take up the minimum amount of headroom. The top slat of the curtain is connected to the drum via cables.

Roof and Rear Roll Bracket - The drum is mounted in a fixed position to the rear of the roof cavity. The top slat of the curtain is connected to the drum via cables. The maximum shutter size using this type of bracket would be 1600mm wide x 1900mm high.

Roof Cable Front Roll Bracket - The drum is mounted in a fixed position. The bottom rail of the curtain is connected to the drum via cables.

The maximum shutter size using this type of bracket would be 1600mm wide x 1900mm high.

BOTTOM RAIL

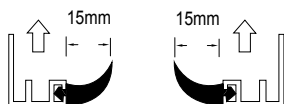
The bottom rail is an extruded aluminium section fitted with a rear aluminium cover plate designed to cover the locking device. It is supplied standard with a heavy duty finger pull extrusion, nylon end shoes and rubber seal. Stop brackets bolted to the inside of the bottom rail eliminate damage to the header plate.

FINISH

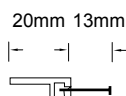
The standard finish is matt natural anodised. The shutter is also available in a range of powdercoat colours. Metallic or Pearl powdercoat finishes are not recommended for roller shutters.



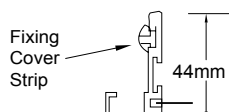
STANDARD STEEL SIDE GUIDE



OPTIONAL RUBBER SIDE SEALS & ALUMINIUM CARRIERS



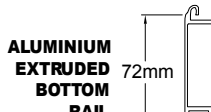
OPTIONAL SMALL TOP SEAL



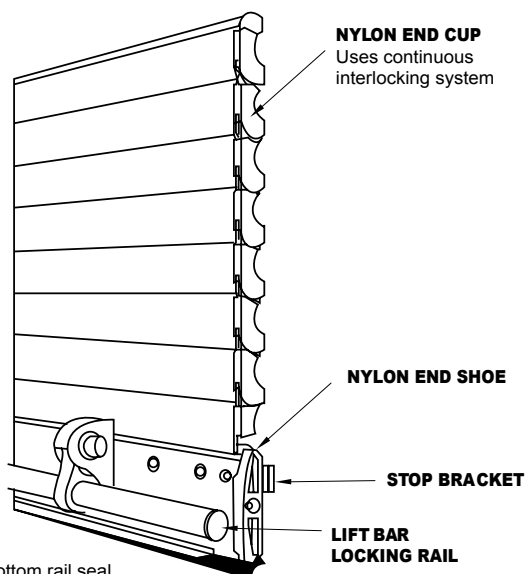
OPTIONAL HEAVY DUTY TOP SEAL



HOLLOW ALUMINIUM EXTRUDED SLAT
EXCLUSIVE CO-EXTRUSION INTERSEAL



ALUMINIUM EXTRUDED BOTTOM RAIL
STANDARD Black rubber bottom rail seal



Mirage Doors has a continuous program of product development and reserves the right to change specifications at any time without notice.